

# RiX-70

## Intraoral X-Ray unit



This is the classic, compact and lightweight X-Ray unit model, designed to ensure long durability with excellent results.

- 0.7 focal spot
- Back up timer
- Low dose setting
- High heat capacity
- Exposure time from 60 ms to 2,0 s
- Extendable arm available in 60 and 80 cm length



### Perfect results with any image receptor

RiX-70 AC is the perfect option to match with I-View intraoral CMOS sensor or Reader, the phosphor-plate scanner.



# RiX-70

## Intraoral X-Ray unit

Wall mounted and mobile version.  
Choose the one that best fits the space  
in your clinic.



Easy choice of exposure parameters; two types of patient, three types of tooth.




Automatic or manual adjustment of exposure parameters.



Hand switch with 3 m coiled cord.



Voltage	70KV±10%
Anodic current	7mA±15%
Duty cycle	1/60
Total filtration	≥2.1mmAl
Cooling	As per convection
Focal spot	0.7 mm
Distance focus to skin	22cm (8 5/8 inch)
Half-value layer	70KV, about 1.6mmAl



[www.trident-dental.com](http://www.trident-dental.com)