

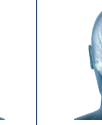






















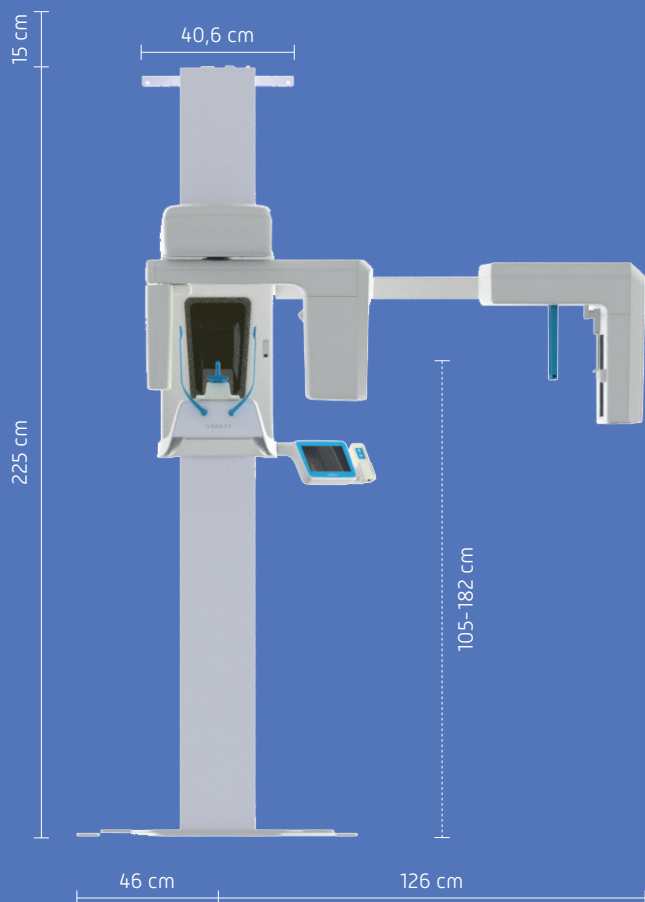
# TECHNICAL DATA

		CBCT		CEPHALOMETRIC DR
		3D ONLY	3D PAN	
<b>X-RAY TUBE</b>				
GENERATOR		High Frequency DC Generator		
OPERATIVE MODE		Pulsed		Direct
TUBE VOLTAGE		73-85 kVp		61-85 kVp
ANODE CURRENT		6.3-10 mA	5-10 mA for PAN 6.3-10 mA for 3D	5-10 mA
FOCAL SPOT		0.5 mm		
<b>DETECTOR</b>				
TYPE OF DETECTOR		IGZO-based flat panel		AMORPHOUS SILICON-based flat panel
FOV/Area	SINGLE	9x9 cm		25x30 cm Images
		11x11 cm		
		11xØ14 cm		
	DOUBLE	11x11, 11xØ14 cm		
		N/A	5x5, 6xØ11, 9x9, 11x11 cm	
MULTI	N/A	5x5, 5xØ6, 9x9, 9xØ11, 6xØ11, 6xØ14, 11x11, 11xØ14 cm		
PIXEL SIZE		100 µm	100 µm	125 µm
VOXEL SIZE	STD	176-215	65-215	N/A
	HD	118-143	50-143	
	WLF	352-430	98-430	
EXPOSURE TIME		6,8-7 s		350-500 ms
SCAN TIME		9,7-10 s		Immediate
<b>IMAGE FORMAT</b>				
		DCM, STL		JPEG, PNG, TIFF, DCM, BMP
<b>DIMENSION</b>				
HEIGHT		223,5 cm		
WEIGHT		125 kg	+25 kg	
<b>SOFTWARE</b>				
INCLUDED		Deep-View		
		Xelis Basic		
		Xelis Advanced		DFO
OPTIONAL		DICOM Full (Base, CD, Worklist, Print), DICOM Print		


# EXAMS

3D							
STD DOSE	5x5	6xØ11	9x9	11x11			
3D							
LOW DOSE	5xØ6	6xØ14	9xØ11	11xØ14			
2D PAN							
	Standard PAN	Hemi PAN right	Hemi PAN left	Frontal Dentition	TMJ closed mouth	TMJ open mouth	Sinus
OPTIONAL 2D							
	Reduced Dose Panoramic	Improved Orthogonality Panoramic	Right Bitewing	Left Bitewing	Right and Left Bitewing		
CEPH							
	Latero-Lateral 30x25	Antero Posterior	Carpus Image				

### X-VIEW 3D PAN CEPH



### X-VIEW 3D ONLY/3D PAN



#### Trident S.r.l.

Via Artigiani, 4 25014 Castenedolo

Phone +39 030 2732485

info@trident-dental.com

[www.trident-dental.com](http://www.trident-dental.com)